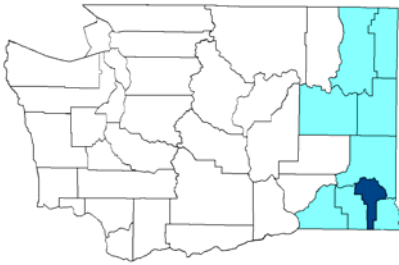


Child Care in Garfield County



October 2010

Child Care Resource & Referral Across Washington State

These state and county profiles are compiled by the Washington State Child Care Resource & Referral Network (CCR&R Network) in partnership with the Washington State Department of Early Learning.

Established by state statute in 1989, the CCR&R Network connects families seeking child care with licensed providers; supports child care providers by enhancing the quality of their care and small businesses; leverages resources in order to increase the availability and affordability of quality child care; and informs policy makers using data collected statewide in local communities.

During 2009, the CCR&R Network's 11 member agencies:

- Handled 90,908 calls;
- Processed 19,806 public referral calls;
- Served 17,908 families and 25,425 children; and
- Assisted 10,190 low-income families find child care.

Child Care Resource & Referral Supports Communities by:

- Helping parents find quality child care for their children;
- Sharing parenting and child development information with families who seek it;
- Providing training to providers so their care is high quality and their businesses are strong;
- Collaborating with local partners to ensure that child care is available and affordable in every community; and
- Advocating for effective public policies that support families and child care providers.

Child Care Resource & Referral In Garfield County

Family Care Resources hosts the child care resource and referral (CCR&R) program that serves Garfield County, in collaboration with Walla Walla Community College. In 2009, staff responded to over 7,130 calls in the region from parents, providers and community members seeking information and assistance navigating the child care system.

In rural counties, CCR&Rs focus their efforts on building community support to increase licensed capacity in the area.

Notable highlights of this report:

- Since 2005, there has been only one licensed child care center in the entire county and no licensed family child care homes. The new center started in 2008 and has brought 24 potential licensed child care slots where previously there were none.
- The population has declined 6% during the last 5 years to 2,250. There are an estimated 233 children of child care age with working parents living in the county.
- Twenty-one (21%) percent of the county's children are estimated to live in poverty, placing the county 17th among all Washington counties.



Local Child Care Resource & Referral Contact Information:

**Family Care Resources
Community-Minded Enterprises
25 W Main St., Suite 310
Spokane, WA 99201
(509) 484-0048 (800) 446-2229
<http://www.community-minded.org/>**

Our mission: to facilitate and enhance community well being.



People

Population	2,250
Change since 2004	-150
Children under 5 years	100
Children under 13 years	330
% of Children under 18 living in poverty	21%
Ranking among WA Counties in rate of child poverty	17
K-12 enrollment	340
Children in Care Zone	233
Average number children on child care subsidy	18/month
Head Start/ECEAP Slots	0

Economics

Living Wage ¹	\$44,100/yr
Median Household Income	\$42,423/yr
Unemployment Rate	6.9%

Notes:

¹ Care Zone is defined as the number of children who live in a single-parent or two-parent home where the parent or both parents are working.

²The living wage measure is based on a family of four and represents twice the federal poverty level of income.

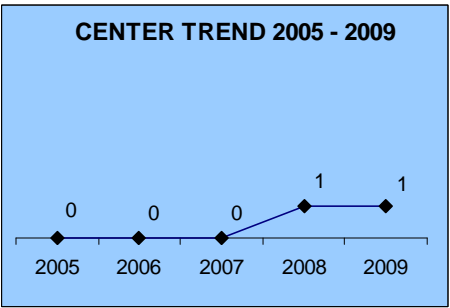
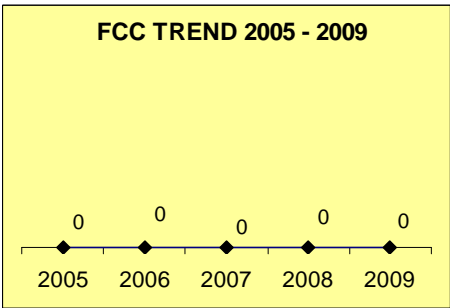
Data Sources for the Report:

Kids Count, WA Dept of Early Learning, WA Dept of Social & Health Services, WA Employment Security Department, WA Head Start State Collaboration Office, WA Office of Financial Management, WA Office of Superintendent of Public Instruction, US Census Bureau, US Federal Registry, Washington Guarantee Education Tuition, and the Washington State Child Care Resource & Referral Network.

Licensed Child Care in Our Community

How many providers are there in my area by type?

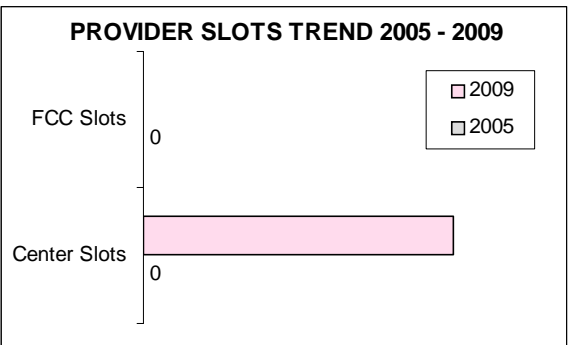
There is only one licensed child care provider in Garfield County, a center-based facility.



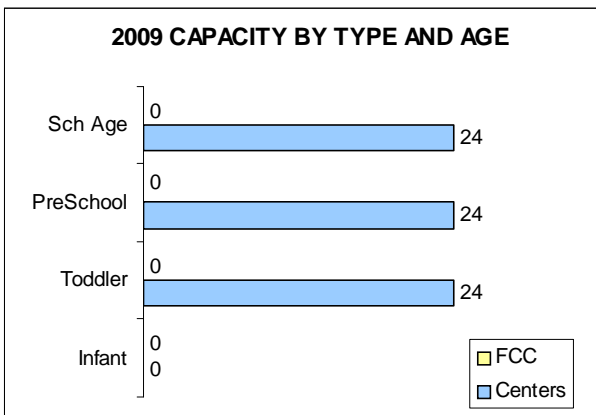
Between 2005 and 2009, there were no licensed family child care businesses in operation in the county. The only center facility opened in 2008.

How has the number of child care slots changed over the last five years?

In the past five years, with the opening of the one center facility, the county has experienced a net gain of 24 potential licensed center-based child care slots; this is up from 0 in 2005. During that time, there were no potential licensed child care slots in the county.



What is the distribution of slots by type of care and by age?



Because there are no licensed family child care providers and the one center does not accept infants, there were no slots for infants in the county, putting severe constraint on parents seeking care.

The distribution of slots is evenly distributed across the remaining older age groups.

Note: This chart does not represent actual enrollment of children in care. The number of slots for all children is overstated in this comparison. It shows each age group filled as if there were no other children in the other age groups. If a slot is filled for one age group it cancels out the potential slot for the other age groups.

What languages are spoken?

The one center provider in the county reports staff speaking English and no additional languages.

Languages Spoken by Providers	
English	100%

How much non-standard care is available in my community?

The child care center offers full- or part-time care during weekdays only. As a result, there are no providers in the county offering care during non-standard hours, such as evening care past 6:30 PM, weekend care, or overnight care.

Economics of Child Care Providers

What would child care providers earn compared to kindergarten teachers in the region?

2010 Average Salary Comparisons: Kindergarten Teachers and Child Care Providers			
Public School Kindergarten Teacher	Director Child Care Center	Teacher Child Care Center	Family Child Care Provider Business Gross Income
\$48,483/yr \$4,040/mo	\$30,516/yr \$2,543/mo	\$23,496/yr \$1,958/mo	\$30,535/yr \$2,545/mo

Washington's kindergarten teachers earn 59% more than center directors, more than double what child care teachers earn, and 59% more than family child care providers' gross earnings in the region. The substantial wage differential can be attributed to higher educational requirements for kindergarten teachers and relatively low turnover in public schools. The lack of competitive wages makes it difficult to recruit and retain educated child care workers and can have a negative impact on the quality of care.

How does the child care subsidy reimbursement rate affect provider profitability?

Current state child care subsidy reimbursement rates are one constraint on wages, quality, and financial solvency for providers.

2009 Ranges: Monthly Full-Time Subsidy Reimbursement Rates				
	Infant	Toddler	Preschool	School-Age
Centers	\$618	\$520	\$491	\$462
Family Child Care Homes	\$526	\$458	\$458	\$407

To support the average 2010 salary of a teacher, aide and part of the cost of the director for an infant classroom in a center, a program would need to enroll at least **6.8** of the licensed maximum of 8 subsidized full-time infants. Income generated from the other **1.2** infants would have to cover all other classroom costs including benefits, training, rent and supplies.

In a typical family child care home, one provider might have two infants and four preschoolers. A provider's gross earnings if all the children are on subsidy would be **\$2,883** per month. Out of these earnings, the provider must pay all expenses, including salaries, benefits, taxes, rent, meals, training, equipment and supplies.

Quality Initiatives

CCR&R Training & Education

The CCR&R Network provides state-mandated training for providers. In 2009, this CCR&R offered **85 trainings** for the workforce in the region.

Washington Scholarships for Child Care Professionals is a scholarship program that provides financial support for centers and school age staff and family child care providers to obtain higher education degrees and credentials in early childhood education. In 2010, **no scholarships** were awarded in the county.

Quality Rating in Communities

Seeds to Success is the voluntary quality rating and improvement system for licensed child care being piloted in Washington. The Washington State Department of Early Learning and Thrive by Five Washington are partnering to test the Seeds to Success standards with the help of **93** voluntary facilities in White Center (King County), East Yakima and in Spokane, Kitsap and Clark counties. In fall 2010, Seeds sites received a baseline rating:

Environment Rating Scales (ERS) - Scale of 1 (Inadequate) to 7 (Excellent)

Early Childhood	4.29
Infant/Toddler	3.84
Family Child Care	3.92
Overall Average	Centers: 4.01 FCC: 3.91

The **3.82 to 4.25** score range on the ERS indicates "minimum to better than custodial care".

Classroom Assessment Scoring System (CLASS)-Scale of 1 (low) to 7 (high)

	Centers	FCC
Emotional Support	5.12	5.82
Classroom Organization	4.58	5.22
Instructional Support	3.35	3.05

CLASS measures teacher/child interaction. CLASS scores are in the mid-range.

Seeds to Success Quality Standard Areas Scale of 1 (low) to 5 (high)

	Centers	FCC
Overall Average	1.08	1.00

The baseline data shows that children are cared for in facilities with warm and responsive providers. The overall **1 to 1.08** average rating also indicates the need for **quality improvement investments that ensure children receive high quality early learning opportunities that promote ready and successful children.**

In spring 2011, programs will receive a second rating after receiving targeted coaching and professional development. In late 2011, DEL will adopt the final seeds model and expand statewide, depending on funding availability.

About the Families

Families who access CCR&R services are regularly surveyed by the CCR&R Network in order to enhance our services and inform policymakers. Parents report that they contact their local CCR&Rs for:

- A list of providers (90%)
- Information on child care options (54%)
- Child care payment options (5%)
- Education about what quality childcare looks like (2%)
- Details on child care rules and regulations (2%)

Parents surveyed indicated that CCR&R services helped them understand:

- The steps to take to find childcare (68%)
- What their family needs from a childcare provider (56%)
- The importance of quality child care for their child's development and growth (51%)
- What a quality childcare provider looks like (49%)

85% of parents surveyed reported that they found child care as a result of contacting their local child care resource and referral.

“This is the greatest site and service. Every new parent should learn about this, even if they think they won't need it. Thank you.”

— Anonymous Parent, 2010 Survey

Affordability for Families

How much does child care cost in my community?

Countywide, the annual median household income in 2009 was **\$42,423**. The tables below indicate the annual median price of full-time care for one child by age group and type of care. The median price indicates that half the providers in the area charge more and half charge less than the prices quoted here.

Centers	2009 Median Annual Cost for 1 Child	% of 2009 Med. Household Inc.
Infant	N/A	N/A
Toddler	\$5,356	13%
Preschool	\$5,356	13%
School Age	N/A	N/A
Family Child Care	2009 Median Annual Cost for 1 Child	% of 2009 Med. Household Inc.
Infant	N/A	N/A
Toddler	N/A	N/A
Preschool	N/A	N/A
School Age	N/A	N/A
Four-year Public University	2009 Annual Cost for 1 Student	% of 2009 Med. Household Inc.
Student at WSU	\$11,700	28%

Child care represents a substantial expense for families. With no family child care providers in Garfield County and no center facilities that accept infants, a family would need to seek licensed infant care outside of the county; the annual cost of full-time care for an infant in family child care in neighboring Columbia County is \$6,630 and represents 16% of Garfield County's 2009 median household income. The cost of care for a toddler and preschooler would represent 26% of the median household income, which is comparable to the tuition for a student at a public four-year university.

Families Using CCR&R Services

Who are the families that call the CCR&R Line?

In 2009, no families received referrals.

In rural areas that lack licensed care, few families call the CCR&R information and referral line. CCR&R staff focus efforts on building community support to increase the licensed capacity in the region so families have more choices.